

Scaled data based on original data using
LM-79-08 Approved Method: Electrical and Photometric Measurements of Solid-
State Lighting Products

Test Report Prepared for
Cooper Lighting Solutions
(formerly Eaton)

Brand: McGRAW-EDISON

Report Number: P939260

Luminaire Tested: **GALN-SB1D-740-U-5WQ**

Issue Date: 1/21/2025

Test Information

Test Method: LM-79-08
Report Number: P939260
TEST IS SCALED FROM IESNA LM-79-08 TEST DATA (G2-2405-108-1)
Test Lab: INNOVATION CENTER
Issue Date: 1/21/2025
Manufacturer: COOPER LIGHTING SOLUTIONS (FORMERLY EATON)
Product Line: McGRAW-EDISON
Catalog Number: GALN-SB1D-740-U-5WQ
Description: GALLEON AREA AND ROADWAY HIGH DENSITY LED LUMINAIRE
(1) 70 CRI, 4000K, 900mA LIGHTSQUARE WITH 26 LEDS AND TYPE V WIDE OPTICS
Light Source: -
Ballast/Driver: -

Summary

Lumens per Lamp: N/A
Luminaire Lumens: 10893 lumens
Efficiency: N/A
Efficacy: 136.8 lumens/watt
Luminous Opening: Rectangular (W 0.5' x L: 0.5' x H: 0')
IES Classification: Type V - Short
BUG Rating: B4 - U0 - G2

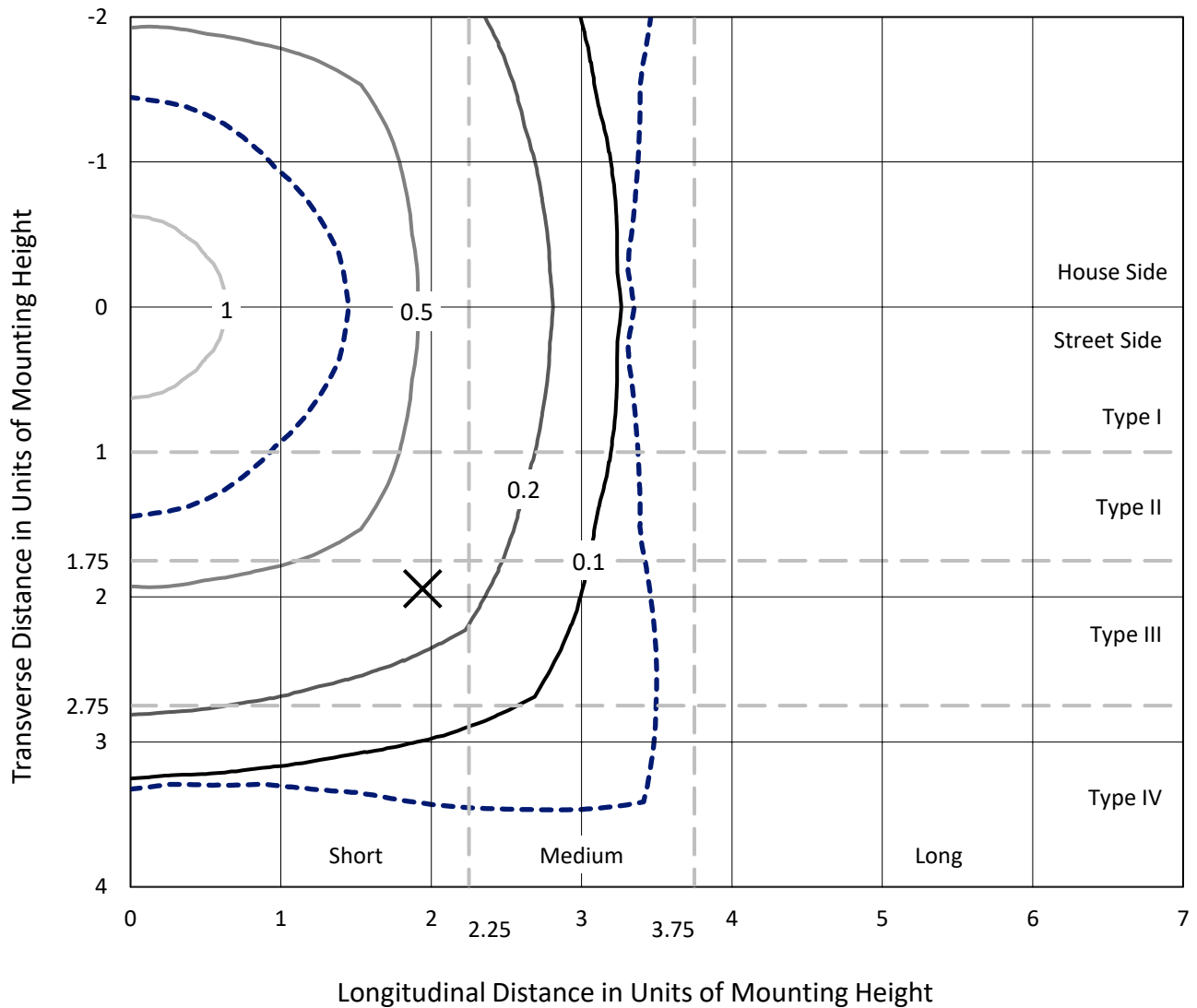
Input Watts (W): 79.6
Input Voltage (V): NR
Input Current (Ain): NR
Voltage Rise (V): NR
Power Factor: NR
Total Harmonic Distortion (THDi): NR
Frequency (hertz): 60
Stabilization Time: NR
Operation Time: NR
Ambient Temperature (°C): NR
Test Distance: 24 FT



REPORT NUMBER: P939260
 CATALOG NUMBER: GALN-SB1D-740-U-5WQ

Iso-Footcandle Lines of Horizontal Illumination

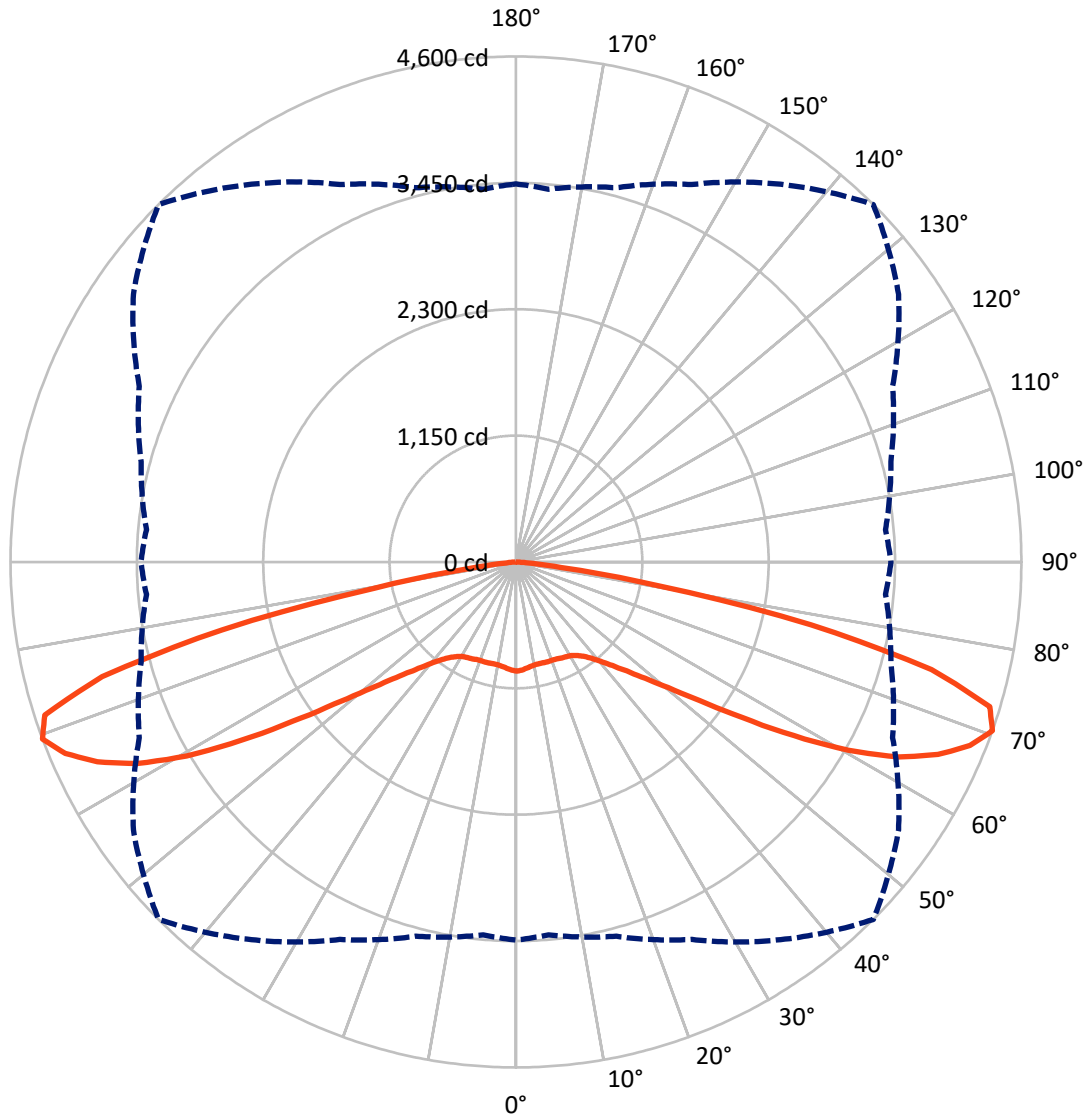
✕ Max cd
 - - - 1/2 Max cd



Based on 25 foot mounting height. Maximum calculated value = 1.6 fc
 Type V - Short - N/A

REPORT NUMBER: P939260
CATALOG NUMBER: GALN-SB1D-740-U-5WQ

Luminous Intensity Polar Plot



— Vertical Plane Through 45-Deg Lateral - - - Horizontal Cone Through 70-Deg Vertical

REPORT NUMBER: P939260

CATALOG NUMBER: GALN-SB1D-740-U-5WQ

FLUX DISTRIBUTION:

		Downward	Upward	Total
House Side	Lumens	5446.5	0.0	5446.5
	% Fixture	50.0	0.0	50.0
Street Side	Lumens	5446.5	0.0	5446.5
	% Fixture	50.0	0.0	50.0
Total	Lumens	10893.0	0.0	10893.0
	% Fixture	100.0	0.0	100.0

ZONAL LUMENS:

Zone	Lumens	% Fixture
0°-10°	92.4	0.8
10°-20°	271.4	2.5
20°-30°	451.7	4.1
30°-40°	683.1	6.3
40°-50°	1135.1	10.4
50°-60°	2141.8	19.7
60°-70°	3616.6	33.2
70°-80°	2376.5	21.8
80°-90°	124.5	1.1
90°-100°	0.0	0.0
100°-110°	0.0	0.0
110°-120°	0.0	0.0
120°-130°	0.0	0.0
130°-140°	0.0	0.0
140°-150°	0.0	0.0
150°-160°	0.0	0.0
160°-170°	0.0	0.0
170°-180°	0.0	0.0
0°-90°	10893.0	100.0
0°-180°	10893.0	100.0

Coefficient of Utilization



REPORT NUMBER: P939260

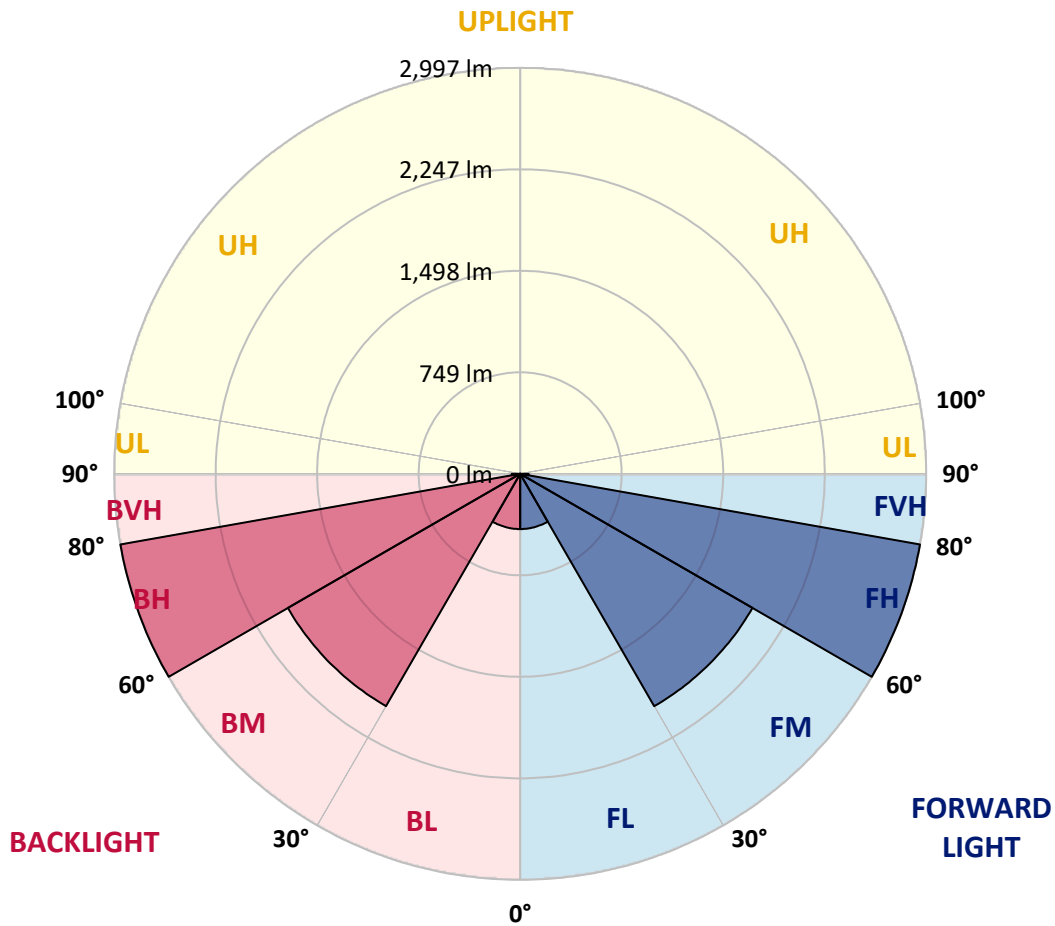
CATALOG NUMBER: GALN-SB1D-740-U-5WQ

LUMINAIRE CLASSIFICATION SYSTEM LUMEN TABLE AND BUG RATING:

Zone	Lumens	% Fixture	Zone Rating/Lumen Limit		
			B	U	G
FL (0°-30°)	407.8	3.7			
FM (30°-60°)	1980.0	18.2			
FH (60°-80°)	2996.5	27.5			G2/5000
FVH (80°-90°)	62.3	0.6			G1/100
BL (0°-30°)	407.8	3.7	B1/500		
BM (30°-60°)	1980.0	18.2	B2/2500		
BH (60°-80°)	2996.5	27.5	B4/5000		G2/5000
BVH (80°-90°)	62.3	0.6			G1/100
UL (90°-100°)	0.0	0.0		U0/0	
UH (100°-180°)	0.0	0.0		U0/0	

BUG Rating: B4-U0-G2

Type V Short



REPORT NUMBER: P939260

CATALOG NUMBER: GALN-SB1D-740-U-5WQ

CANDELA DISTRIBUTION (FULL):

	0°	5°	15°	25°	35°	45°	55°	65°	75°	85°
0°	993.7	993.7	993.7	993.7	993.7	993.7	993.7	993.7	993.7	993.7
2.5°	987.4	990.3	989.1	986.9	986.9	985.2	986.9	988.0	989.7	990.8
5°	974.4	976.7	976.1	974.4	975.0	973.3	974.4	976.1	977.2	977.8
7.5°	963.1	965.4	964.2	961.4	961.4	959.7	960.3	962.0	963.7	964.2
10°	960.3	962.5	959.1	954.6	952.9	950.6	951.2	952.9	956.3	958.0
12.5°	961.4	963.1	959.7	952.9	951.2	948.9	948.9	950.6	955.2	957.4
15°	964.8	966.5	961.4	954.0	952.3	950.6	950.1	952.3	957.4	961.4
17.5°	971.0	972.7	964.8	954.6	952.3	952.9	952.3	954.0	962.0	969.3
20°	976.7	977.8	967.1	954.6	952.3	952.9	952.3	955.7	965.9	976.1
22.5°	978.4	979.5	969.3	958.6	956.9	957.4	956.9	960.3	969.9	980.1
25°	978.9	980.6	972.7	964.2	967.1	968.2	967.1	967.6	975.0	984.0
27.5°	987.4	989.7	982.3	975.0	976.7	976.1	977.8	979.5	985.2	994.2
30°	1005.0	1006.7	1000.5	993.1	992.0	988.0	993.1	998.8	1005.0	1012.9
32.5°	1033.9	1037.3	1029.3	1021.4	1016.3	1014.0	1018.0	1027.6	1036.1	1044.6
35°	1082.0	1084.3	1076.9	1062.2	1053.1	1053.1	1056.5	1069.0	1082.6	1093.3
37.5°	1149.9	1152.8	1139.7	1122.2	1108.6	1108.6	1113.1	1126.1	1146.5	1161.8
40°	1232.6	1236.6	1220.1	1202.0	1189.0	1186.7	1192.4	1207.1	1226.4	1245.6
42.5°	1332.2	1336.8	1315.3	1299.4	1289.2	1289.2	1292.0	1305.6	1323.2	1347.0
45°	1459.6	1467.6	1438.1	1422.3	1412.6	1414.9	1416.6	1428.5	1444.3	1471.5
47.5°	1611.4	1619.3	1588.2	1571.7	1570.0	1580.8	1574.0	1582.5	1591.0	1622.1
50°	1783.5	1797.1	1775.6	1774.4	1777.8	1797.6	1781.8	1786.3	1776.7	1796.5
52.5°	1994.1	2013.9	2010.0	2016.8	2054.7	2095.5	2059.2	2043.4	2007.1	2013.4
55°	2249.5	2279.5	2285.1	2325.9	2412.0	2495.2	2418.2	2354.2	2277.2	2263.1
57.5°	2539.9	2563.7	2590.9	2674.1	2834.9	2982.7	2834.9	2693.4	2572.2	2543.3
60°	2852.5	2881.9	2907.9	3030.8	3269.7	3477.5	3265.2	3040.4	2880.2	2841.1
62.5°	3188.2	3226.1	3244.3	3380.7	3659.3	3907.3	3663.2	3390.9	3213.1	3171.2
65°	3510.4	3541.5	3561.9	3707.4	3973.5	4222.1	3991.6	3723.3	3540.4	3485.5
67.5°	3660.4	3677.4	3727.2	3892.0	4172.8	4456.5	4220.4	3909.5	3705.1	3608.9
70°	3440.7	3406.2	3526.2	3790.1	4196.6	4600.3	4250.9	3782.1	3531.9	3375.6
72.5°	2658.8	2599.4	2807.7	3259.0	3924.8	4508.6	3952.0	3284.5	2937.4	2620.3
75°	1446.6	1379.2	1666.9	2237.6	3129.9	3907.8	3201.8	2301.6	1856.0	1435.9
77.5°	408.2	382.7	614.9	1082.6	1882.6	2743.7	1955.0	1106.3	729.3	432.6
80°	125.1	121.2	164.2	326.1	799.5	1314.1	768.3	330.1	208.9	131.9
82.5°	74.2	67.9	81.5	118.9	203.8	412.8	198.2	124.0	99.6	66.8
85°	42.5	39.6	48.1	57.8	68.5	87.8	57.2	58.9	53.2	35.7
87.5°	17.6	15.9	18.7	18.1	15.9	20.4	15.3	18.1	21.5	14.2
90°	0.0	0.0	0.0	0.0	0.0	0.0	0.0	0.0	0.0	0.0

(END C

90°
993.7
990.3
977.8
964.2
958.0
958.0
962.0
969.3
976.7
980.1
983.5
992.0
1011.2
1041.2
1089.3
1156.2
1239.4
1345.3
1470.4
1613.1
1784.6
1992.4
2241.0
2522.9
2807.2
3137.3
3458.3
3610.0
3413.0
2699.0
1529.3
480.7
139.3
72.5
37.4
13.0
0.0

OF REPORT)